

YOUTH FRONTIERS

financial summary from the 2019-20 fiscal year




As it did for so many other nonprofits, businesses and households, COVID-19 created unexpected financial hurdles for our organization. We estimate that we lost out on serving about 12,370 students and educators when more than 100 of our previously scheduled, in-person retreats became impossible to facilitate. However, during this tumultuous time, we stewarded our financial support responsibly, shoring up our resources, cutting expenses, and taking critical action to secure a Paycheck Protection Program loan. In the end, **we still impacted more than 107,600 people through nearly 750 retreats and experiences.** We could not have done this without our generous supporters who are committed to our mission, committed to community and committed to character.



- Programs Fees: 45%
- Donations: 54%
- Other: 1%



- Programs: 74%
- Fundraising: 17%
- Administrative: 9%

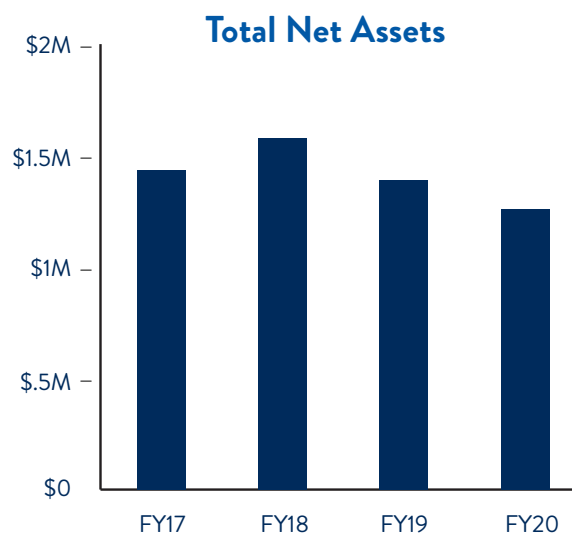
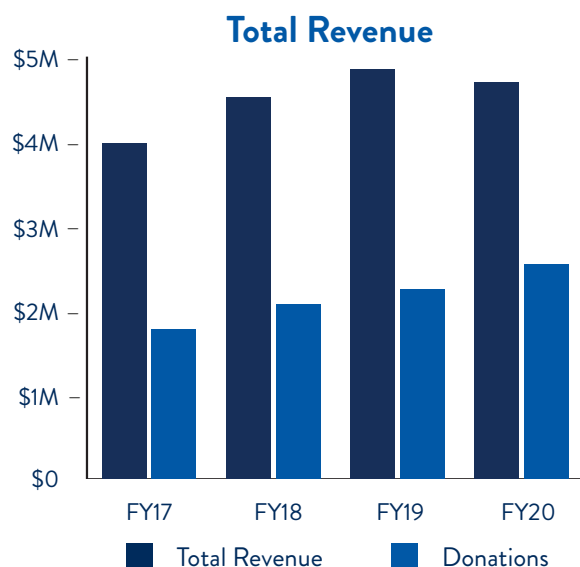
STATS BY STATE	 Minnesota	 Nebraska	 Wisconsin
Donations	\$2,297,305	\$133,564	\$104,900
Programs	415	78	188
School Partners	380	112	203
People Served	60,946	10,012	26,048

YOUTH FRONTIERS

financial summary from the 2019-20 fiscal year

“All of the surprises and changes in the past year have shown Youth Frontiers that its mission remains relevant and needed. We have adapted, overcome challenges, and maintained our fiscal discipline so that we may continue to pursue our mission for the sake of those we serve.”

— Jon Reissner, President, Activar, Inc.; Board Chair, Youth Frontiers



Income Statement

	Total FY 2019	Total FY 2020
Revenue	\$4,844,574	\$4,694,306
Expenses	\$5,029,765	\$4,852,468
Change in Net Assets	(\$185,191)	(\$158,162)

Balance Sheet

	2019	2020
Unrestricted Funds & Working Capital	\$372,941	\$289,795
Temporarily Restricted Assets	\$492,510	\$491,775
Net Property and Equipment	\$526,123	\$476,582
Total Net Assets	\$1,391,574	\$1,258,152