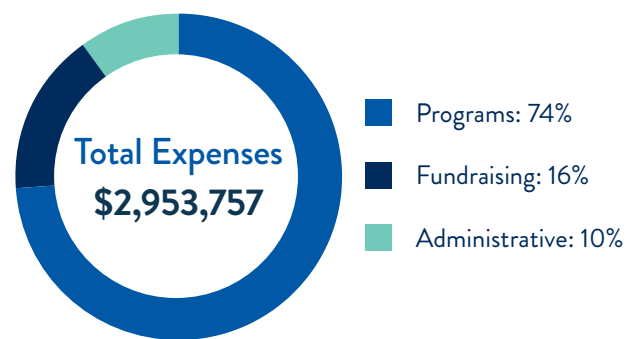
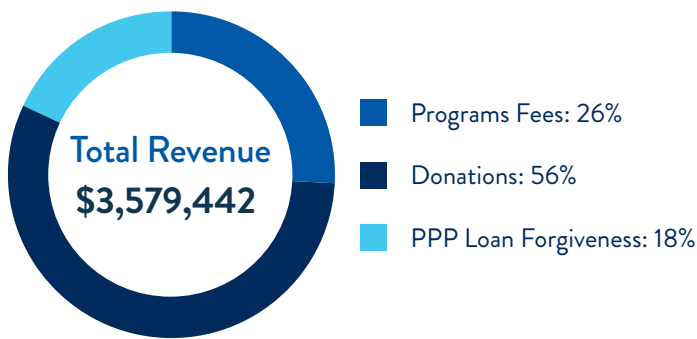


YOUTH FRONTIERS

financial summary from the 2021-22 fiscal year

“Youth Frontiers’ remarkable innovation last year became this year’s platform; our successful experiments with new mediums and audiences became this year’s standard programming. Through all of the changes, our strong balance sheet has provided YF with a stable foundation, enabling us to deliver these experiences and make strategic investments in our program diversification. As content and delivery mediums evolve, the core mission of YF remains the same: to provide experiences that inspire character, civility and community. More and more audiences are seeking the YF experience, eager to get re-equipped with timeless, foundational tools for working through today’s challenges and opportunities. Thanks to the amazing support from our donors, YF continues to exist to provide these programs. Thanks to the amazing work by everyone in the organization, YF continues to deliver these programs and inspire positive change in our communities.”

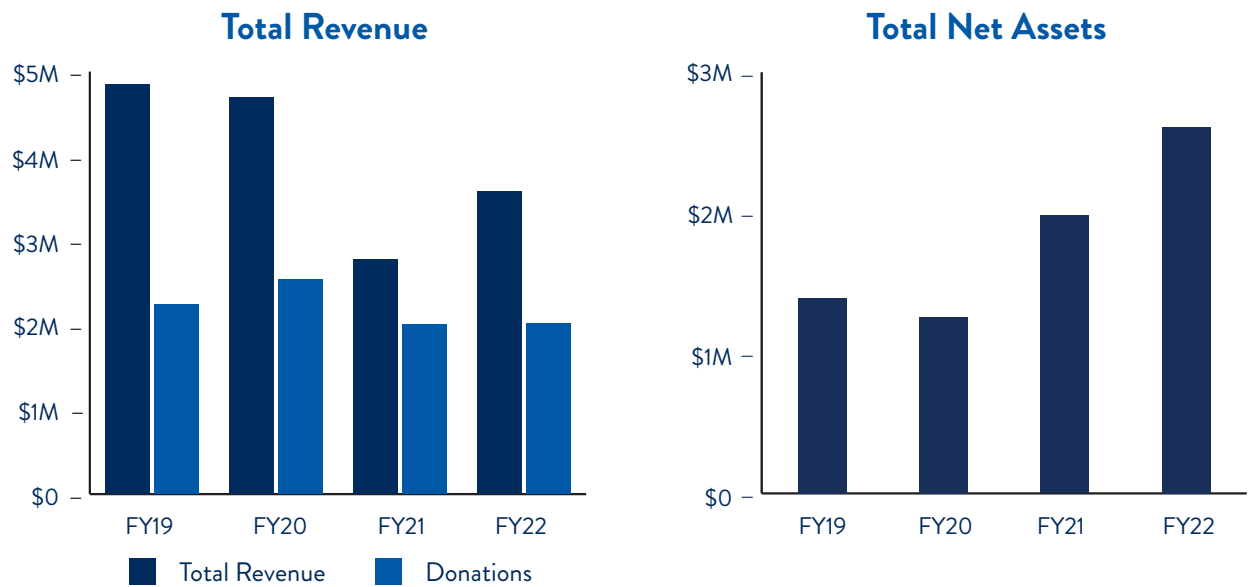
– Jon Reissner, President, Activar, Inc.; Board Chair, Youth Frontiers



STATS BY STATE	Minnesota	Nebraska	Wisconsin
Donations	\$1,785,904	\$188,317	\$48,665
Programs	223	31	56
School Partners	137	31	53
People Served	28,306	3,719	8,184

YOUTH FRONTIERS

financial summary from the 2021-22 fiscal year



Income Statement

	Total FY 2021	Total FY 2022
Revenue	\$2,777,319	\$3,579,442
Expenses	\$2,056,391	\$2,953,757
Change in Net Assets	\$720,928	\$625,685

Balance Sheet

	2021	2022
Unrestricted Funds & Working Capital	\$1,197,178	\$1,755,484
Temporarily Restricted Assets	\$353,558	\$396,048
Net Property and Equipment	\$428,341	\$453,230
Total Net Assets	\$1,979,077	\$2,604,762